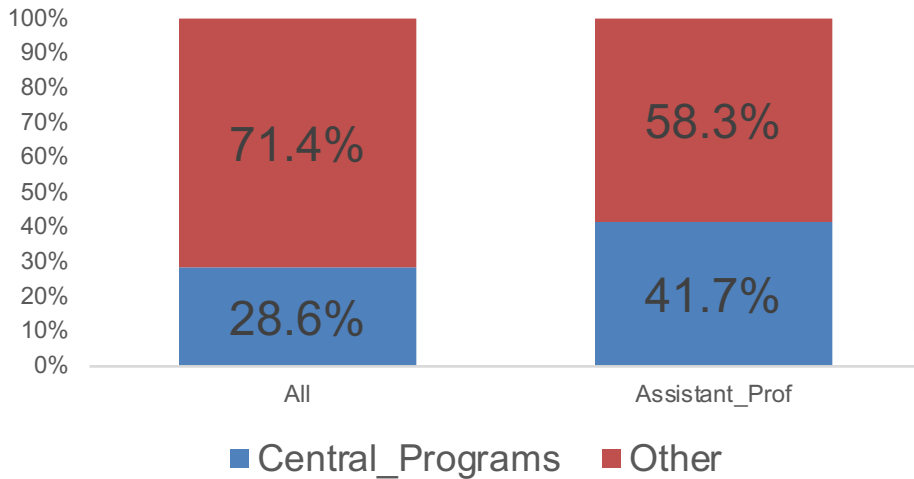
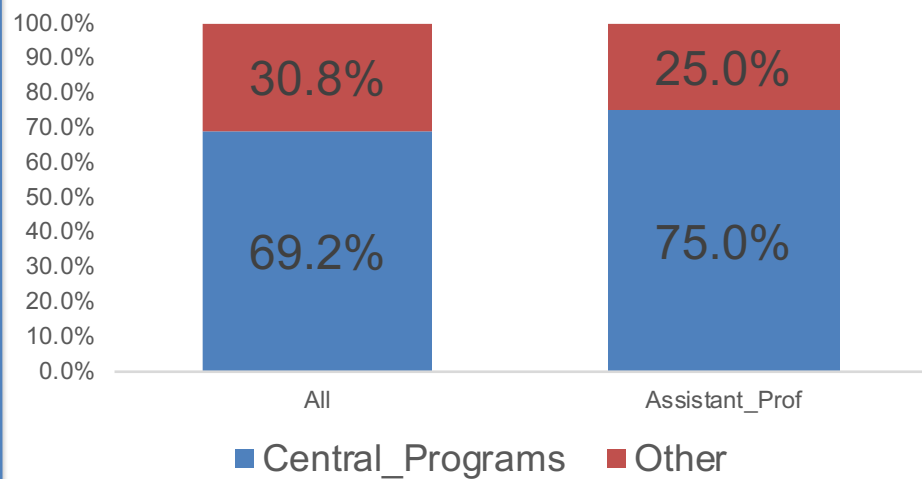


### Female New Faculty Hires



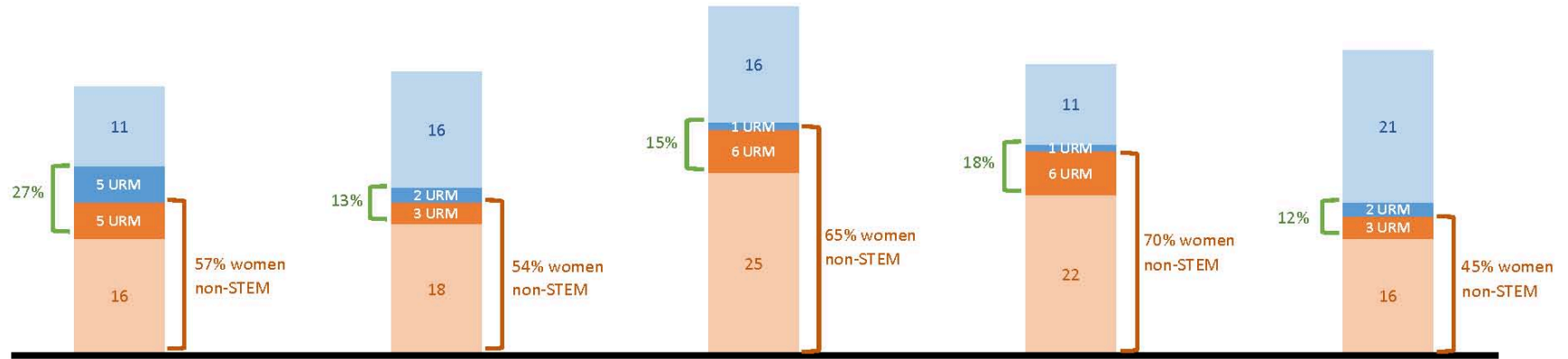
### URM New Faculty Hires



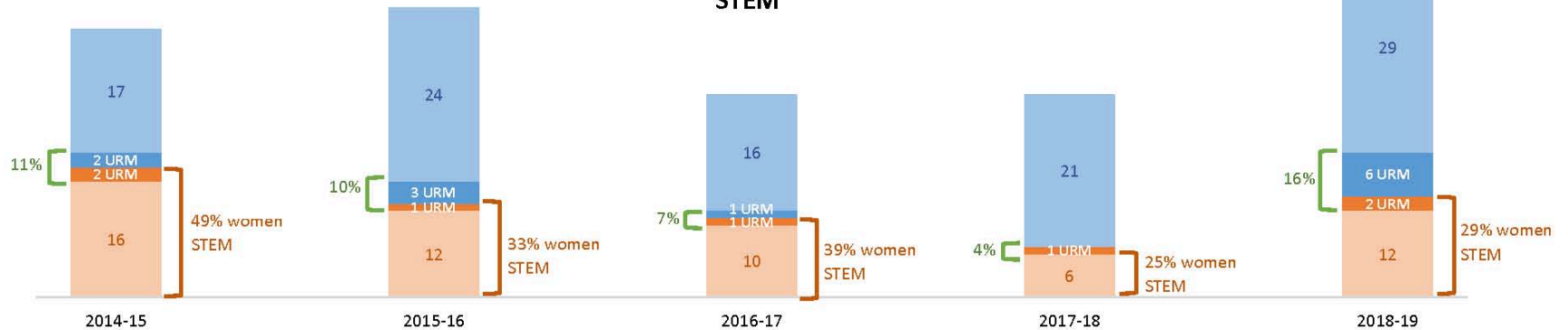
Source: Academic Personnel, 10/17/18

**NOTES:**  
 Central Programs include: Career Partner, Faculty Hiring for Leveraged Research Excellence (FHLRE), Inclusive Excellence, and UC Hiring Incentive/UC President’s Postdoctoral Fellowship Program (PPFP)  
 Total New Hires = 95, representing 35 females and 13 URM;  
 New Assistant Professor Hires = 65, representing 24 females and 12 URM

## Non-STEM



## STEM



74 New Faculty

50% STEM  
52.7% Women  
18.9% URM

79 New Faculty

51% STEM  
43.0% Women  
11.4% URM

76 New Faculty

37% STEM  
55.3% Women  
11.8% URM

68 New Faculty

41% STEM  
51.5% Women  
11.8% URM

91 New Faculty

54% STEM  
36.3% Women  
14.3% URM

Data Source: Academic Personnel.

**Notes:**

URM = Historically Underrepresented Minority = African American/Black, Hispanic/Latino, American Indian or Native American, Native Hawaiian or Pacific Islander.

"Faculty" include tenure track titles: Assistant Professor, Associate Professor, Professor, lecturer (SOE/PSOE), and "in Residence" or "Clinical \_/X" series, Emeriti and recall senate faculty excluded; School of Medicine includes Basic Science faculty only.